


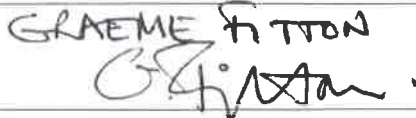



EQUALITY IMPACT ASSESSMENT/ ANALYSIS (EqIA)

**Bermuda Connectivity Project
(Bid to Department for Communities and Local Government for
European Regional Development Funding)**

*Working for
Warwickshire*

Equality Impact Assessment/ Analysis (EqIA)

Group	Communities
Business Units/Service Area	Transport and Highways
Plan/ Strategy/ Policy/ Service being assessed	Bid to DCLG for European Regional Development Fund (ERDF) capital grant for 2014-15 to enable delivery of the Bermuda Connectivity Project
Is this is a new or existing policy/service?	New Service
If existing policy/service please state date of last assessment	
EqIA Review team – List of members	Nigel Whyte Peter Barnett
Date of this assessment	16/04/2014
Signature of completing officer (to be signed after the EqIA has been completed)	
Are any of the outcomes from this assessment likely to result in complaints from existing services users and/ or members of the public? If yes please flag this with your Head of Service and the Customer Relations Team as soon as possible.	YES / NO
Name and signature of Head of Service (to be signed after the EqIA has been completed)	
Signature of GLT Equalities Champion (to be signed after the EqIA is completed and signed by the completing officer)	

A copy of this form including relevant data and information to be forwarded to the Group Equalities Champion and the Corporate Equalities & Diversity Team

Form A1

INITIAL SCREENING FOR STRATEGIES/POLICIES/FUNCTIONS FOR EQUALITIES RELEVANCE TO ELIMINATE DISCRIMINATION, PROMOTE EQUALITY AND FOSTER GOOD RELATIONS



High relevance/priority



Medium relevance/priority



Low or no relevance/priority

Note:

1. Tick coloured boxes appropriately, and depending on degree of relevance to each of the equality strands
2. Summaries of the legislation/guidance should be used to assist this screening process

Business Unit/Services:	Relevance/Risk to Equalities										YES/ NO	
	Gender	Race	Disability	Sexual Orientation	Religion/Belief	Age	Gender Reassignment	Pregnancy/ Maternity	Marriage/ Civil Partnership (only for staff)			
State the Function/Policy /Service/Strategy being assessed:	✓	✓	✓	✓	✓	✓	✓	✓	✓	✓	✓	✓
Bid to DCLG for European Regional Development Fund (ERDF) capital grant for 2014-15 to enable delivery of the Bermuda Connectivity Project	✓		✓	✓	✓	✓	✓	✓	✓	✓	✓	✓
Are your proposals likely to impact on social inequalities e.g. child poverty for example or our most geographically disadvantaged communities? If yes please explain how.												YES/ NO
Are your proposals likely to impact on a carer who looks after older people or people with disabilities? If yes please explain how.												YES/ NO

Form A2 – Details of Plan/ Strategy/ Service/ Policy

Stage 1 – Scoping and Defining

(1) What are the aims and objectives of Plan/Strategy/Service/Policy?

WCC Bid: European Regional Development Fund (ERDF) Capital Grant

Overview

An under-spend of £12million has been released back into the West Midlands: European Regional Development Fund (ERDF) Programme, which provides resource to support business growth across the geography of the six Local Enterprise Partnerships of the West Midlands. Consequently, the Department for Communities and Local Government (DCLG) has launched a competitive process seeking outline proposals for new projects that can deliver additional impacts, benefits and value to a current ERDF funded project, and can be completed by 31 December 2015.

Bermuda Rail Station is an existing scheme on the ERDF Programme and is expected to open in Summer 2015. WCC officers will submit a bid for funding to contribute towards the delivery of the Bermuda Connectivity Project, which comprises the following:-

- Connecting an existing bridge over the A444 (currently only used by pedestrians/cyclists but designed to accommodate two-way traffic flow) to the local highway network and permit use by all traffic and road users

In parallel, proposed holistic complementary will be delivered for the purpose of mitigating the impact of opening the bridge on the local highway network. These measures are as follows:-

- Improvements to Heath End Road / Bermuda Road junction;
- Enhancements to the carriageway on St Georges Way;
- Enhancements to Griff Roundabout;
- Provision of additional car parking for Bermuda Rail Station off St Georges Way;
- Provision of a shared use cycle / pedestrian only link between the bridge and Barling Way (access to George Eliot Hospital).

(2) How does it fit with Warwickshire County Council's wider objectives?

The Bermuda Connectivity Project complements the objectives of the Coventry and Warwickshire Local Enterprise Partnership in terms of contributing towards economic growth and prosperity in the sub region.

The Bermuda Connectivity Project would deliver additional impacts, benefits and value to Bermuda Rail Station (an existing ERDF funded project), in terms of improving accessibility and supporting business/patronage growth.

The Bermuda Connectivity Project would deliver enhanced accessibility to existing and future employment and housing in Nuneaton. The project would also enhance accessibility for residents of West Nuneaton, by improving accessibility to the south and east of Nuneaton, Bedworth and Coventry and also provide journey time, environmental and decongestion benefits.

The new strategic development proposals highlighted in the Nuneaton and Bedworth Borough Council Borough Plan includes the Bermuda Extension 1 and 2 Strategic Employment Sites and the Arbury Strategic Housing Site (site for about 1,000 homes). The development of these proposed sites would require the implementation of a programme of highway infrastructure enhancements, which would include improving links to the A444, improvements to walking and cycling links to the town centre and the forthcoming Bermuda rail station, and also improvements to the existing Bermuda transport bridge.

The Bermuda Connectivity Project complements the objectives set in the Warwickshire Local Transport Plan 2011-26 in terms of promoting use of sustainable modes of transport such as public transport, walking and cycling in terms as key in accessing employment areas, town centres, public transport interchanges, health facilities, sustainable development and local amenities.

(3) What are the expected outcomes?

Bermuda Connectivity Project (Expected Outcomes)

- Community utilisation of Bermuda Rail Station due to the enhanced accessibility to the facility;
- Reduction in the volume of traffic flow on the A444 (in Bermuda) and Heath End Road in West Nuneaton heading towards the town centre;
- Contribute towards reducing congestion, thereby improving traffic flow, reducing journey times and improving the local environment;
- Enhanced accessibility to existing and future employment and housing outlined in the Nuneaton and Bedworth Borough Council Borough Plan;
- A new sustainable link between the east and west of Nuneaton is provided;
- A new sustainable link and enhanced accessibility for pedestrians and cyclists;
- Support to existing and future businesses in Nuneaton as an outcome of the decongestion benefits;
- Bus journey time savings and thus increased passenger satisfaction; and
- Increased awareness in the local community of the various options of sustainable modes of transport available to them.

(4) Which of the groups with protected characteristics is this intended to benefit? (see form A1 for list of protected groups)

The Bermuda Connectivity Project does not intend to single out any particular group characteristic within Warwickshire. The project intends to benefit everyone who lives, works or visits Warwickshire by promoting alternative sustainable modes of transport.

Stage 2 - Information Gathering

(1) What type and range of evidence or information have you used to help you make a judgement about the plan/ strategy/ service/ policy?

Bermuda Connectivity Project

The proposed project seeks to support the new rail station at Bermuda Park which is expected to open in Summer 2015, and forms part of a larger scheme called NUCKLE – which focuses on the major upgrade of the Nuneaton – Bedworth – Coventry rail line. The programme of works also includes improvements to Bedworth Rail Station. Warwickshire County Council is a joint partner in the scheme and has contributed funding along with the Department for Transport and resources from the West Midlands: European Regional Development Fund (ERDF) Programme.

The new rail station at Bermuda will include two platforms, waiting shelters, stairs and ramps access points, a ticket machine, CCTV provision, cycle parking and car parking provision. The platforms at Bedworth rail station will be extended to accommodate longer trains that can carry more passengers.

(2) Have you consulted on the plan/ strategy/ service/policy and if so with whom?

During preparatory works prior to the development of the ERDF bid, the Bermuda Transport Bridge Feasibility Study was undertaken to investigate potential options for the future use of the existing bridge.

During the undertaking of the study WCC officers consulted with the Portfolio Holder for Transport & Planning, local County Councillors, the MP for Nuneaton, landowners (including Developers), Nuneaton and Bedworth Borough Council, Coventry and Warwickshire Local Enterprise Partnership, Coventry City Council, Stagecoach Midlands, Arriva Midlands and Sustrans.

It is anticipated that some of these parties/organisations will provide letters of support for inclusion in our bid to the DCLG.

(3) Which of the groups with protected characteristics have you consulted with?

None specifically, though the parties/organisations that have been consulted would have employees/customers who are included in these groups, or alternatively, represent the interest of these groups.

Stage 3 – Analysis of impact

(1) From your data and consultations is there any adverse or negative impact identified for any particular group which could amount to discrimination?

If yes, identify the groups and how they are affected.

RACE	DISABILITY	GENDER
MARRIAGE/CIVIL PARTNERSHIP	AGE	GENDER REASSIGNMENT
RELIGION/BELIEF	PREGNANCY MATERNITY	SEXUAL ORIENTATION

(2) If there is an adverse impact, can this be justified?

The Bermuda Connectivity Project should not present any adverse impacts.

(3) What actions are going to be taken to reduce or eliminate negative or adverse impact? (This should form part of your action plan under Stage 4.)

- Continued interaction with relevant County Councillors, senior WCC officers and stakeholders regarding the proposed project;
- A marketing communications programme will be implemented in conjunction with the delivery of the proposed project in order to position it favourably in the minds of the local community and stakeholders; and
- Production of promotional materials in different languages and formats, e.g. braille, if required.

(4) How does the plan/strategy/service/policy contribute to promotion of equality? If not what can be done?

The Bermuda Connectivity Project is likely to contribute towards enhancing accessibility to public transport, employment and housing – all of which will support economic growth and provide health and environmental benefits that can be shared by all Warwickshire residents.

(5) How does the plan/strategy/service/policy promote good relations between groups? If not what can be done?

The Bermuda Connectivity Project supports smarter choices measures, e.g. sustainable travel by public transport, walking and cycling. This targets and benefits all groups.

Social Inclusion

Notwithstanding, attention will be drawn towards ensuring that the Bermuda Connectivity Project promotes social inclusion, i.e. accessibility to sustainable transport for all – including the mobility and visually impaired, e.g. DDA compliant access to Bermuda Rail Station, low floor fully accessible buses (I understand that entire bus fleet operating in Nuneaton is now DDA compliant), specialist transport services and local cycle user groups. In addition, the production of promotional materials in different languages and formats, e.g. braille, if required.

(6) Are there any obvious barriers to accessing the service? If yes how can they be overcome?

The Bermuda Connectivity Project is essentially a highway improvement scheme. The highway can be accessed and/or is used by all groups, and therefore, I can identify no obvious barriers to using the service.

(7) What are the likely positive and negative consequences for health and wellbeing as a result of this plan/strategy/service/policy?

Positive Consequences

- It is expected that the proposed project would contribute towards reducing congestion, thereby improving traffic flow, reducing journey times and improving the local environment – which combined would present health benefits for the local community;
- The enhanced accessibility as an outcome of the project should enable bus operators to offer reduced journey times to passengers, which in turn, could increase patronage and reduce operational costs - studies show there to be a positive correlation between public transport usage and pedestrian activity directly contributing to health lifestyles; and
- The enhanced pedestrian and cycle links would encourage local residents to consider using more sustainable means to make local journeys, and therefore, reduce car use.

Negative Consequences

The project is likely to increase the volume of traffic and road users (pedestrians and cyclists) using Bermuda Road, the bridge and St George's Way – which runs the risk of displacing some local residents.

(8) What actions are going to be taken to reduce or eliminate negative or adverse impact on population health? (This should form part of your action plan under Stage 4.

Work in partnership with WCC Public Health to promote the overall health benefits deduced by the project to the local community.

(9) Will the plan/strategy/service/policy increase the number of people needing to access health services? If so, what steps can be put in place to mitigate this?

No.

(10) Will the plan/strategy/service/policy reduce health inequalities? If so, how, what is the evidence?

Reduction in the volume of traffic flow on the A444 (in Bermuda) and Heath End Road heading towards Nuneaton the town centre will present environmental and health benefits for the local community, e.g. improve air quality.

Encouraging use of sustainable transport alternatives (public transport, walking and cycling) can contribute towards reducing emotional stress by improving people's access to employment, education, health, social / recreational activities and local amenities. For example, many people find high quality public transport travel less stressful than driving. These mental health benefits are difficult to quantify but potentially large.

Households without access to a car find it harder to travel to get to shops, employment, healthcare and other services. Nuneaton and Bedworth Borough has the lowest number of car owning homes in Warwickshire, nearly 12,000 households (22%) have no access to a car or van. Therefore, enhanced accessibility to Bermuda Rail Station, reduced bus journey times and enhanced accessibility for pedestrians and cyclists combats the loss or limited independence that can often lead to social and economic isolation (and the associated exacerbation of mental and physical health problems that this can then cause).

Stage 4 – Action Planning, Review & Monitoring

If No Further Action is required then go to – Review & Monitoring

(1) Action Planning – Specify any changes or improvements which can be made to the service or policy to mitigate or eradicate negative or adverse impact on specific groups, including resource implications.

EqIA Action Plan

Action	Lead Officer	Date for completion	Resource requirements	Comments
Continued interaction with relevant County Councilors and senior WCC officers regarding the proposed Bermuda Connectivity Project	Nigel Whyte	2014-15 to 2015-16	None	
A marketing communications initiatives will be implemented in conjunction with the delivery of the proposed Bermuda Connectivity Project in order to position it favourably in the minds of the local community and stakeholders	Nigel Whyte	2014-15 to 2015-16	Costs to be covered by WCC Transport Planning	
Production of promotional materials in different languages and formats.	Nigel Whyte	2014-15 to 2015-16	Costs included in the bid to the DCLG	
Promoting sustainable transport accessibility for the mobility and visually impaired as part of the overall project.	Nigel Whyte	2014-15 to 2015-16	Costs included in the bid to the DCLG	
Collaborate with WCC Public Health during the implementation of promotional activities.	Nigel Whyte	2014-15 to 2015-16	Costs included in the bid to the DCLG and also WCC Transport Planning	

(2) Review and Monitoring

State how and when you will monitor policy and Action Plan

- 1) Monitor feedback from County Councillors and stakeholders involved in the community engagement process
- 2) Monitor the feedback directed at the County Council by local residents and relevant stakeholders
- 3) Monitor patronage figures in relation to Bermuda Rail Station
- 4) Monitor bus patronage on routes that are diverted as an outcome of the Bermuda Connectivity Project
- 5) Monitor the number of people walking and cycling along the highway improvements delivered through the Bermuda Connectivity Project
- 6) Monitor the extent and context of the coverage by the local media
- 7) Monitor feedback from external stakeholders involved in the Bermuda Connectivity Project, e.g. Coventry and Warwickshire Local Enterprise Partnership, Nuneaton and Bedworth Borough Council, Network Rail, Sustrans, Coventry City Council, Centro, Holland and Barrett Retail Ltd, landowners (Developers) and Arriva Midlands.

Please annotate your policy with the following statement:

'An Equality Impact Assessment/ Analysis on this policy was undertaken on (date of assessment) and will be reviewed on (date three years from the date it was assessed).'

